

Uttern S46 excl model year 2005

Parts catalogue



Revision history


2003-12-12 First release

2004-12-23 Update for 2005 ready




Uttern S46 excl model year 2005


Steering panel



- | | | |
|--------------|-------------------------------|--------|
| UTE 873300 | GAUGE-SPEEDOMETER CHROME/ | 1PC |
| UTE 873301 | GAUGE-TACHOMETER CHROME/M | 1PC |
| UTE 870789 | STEERING HELM C230 | 1PC |
| Q/S 88688A25 | REMOTE CONTROL CONSOLE TRII | 1PC |
| UTE 873748 | SOCKET 12V ROUND FLUSH BLAC | 1PC |
| UTE 873270 | EMERGENCY STOP SWITCH | 1PC |
| UTE 874291 | STEERING WHEEL 1073 SS/GREY | 1PC |
| UTE 870823 | AUL PROFILE U-PROFILE 15X15X2 | 1,1 MT |
| UTE 870150 | LAMINATE PLATE TEAK | |



- UTE 873453 DECAL UTTERN HEAD SILVER BIG 1 PC
- UTE 874244 INSTRUMENT PANEL UPPER S46E 1 PC
- UTE 874245 INSTRUMENT PANEL REMOTE S46 1 PC
- UTE 874243 INSTRUMENT PANEL LOWER S46E 1 PC
- UTE 870823 AUL PROFILE U-PROFILE 15X15X2 0,5 MT
- UTE 870150 LAMINATE PLATE TEAK
- UTE 870819 ALU PROFILE ENGINE PLATE INS 0,46 MT
- UTE 873637 FIRE EXTINGUISHER GLORIA 2 KG 1 PC
- UTE 872504 LAMINATE FLOOR S46 1 PC




- UTE 871339 SWITCH NAVIGATION LIGHTS 1 PC
- UTE 871336 MAIN SWITCH ON-OFF WITHOUT P 1 PC
- Q/S 816626A15 IGNITION SWITCH 1 PC
- UTE 874153 DRINK HOLDER A51,A56,C56 1 PC
- UTE 873473 SWITCH BILGE PUMP 1 PC
- UTE 873474 MAIN SWITCH (ON)-OFF BILGE PUI 1 PC
- UTE 871341 FRAME FOR EL PANEL SIDE 2 PC
- UTE 874288 CIRCUIT BREAKER 10A 1 PC
- UTE 872148 U-TRIM BLACK 1,5 MT
- UTE 871773 CABLE BUSHING WHITE 87 MM PL 1 PC
- UTE 874256 CABLE SYSTEM S46STD PANEL 1 PC




Uttern S46 excl model year 2005

Aft




UTE 872002	LOUVER WITH ADAP. 90X90 WHITE	1 PC
UTE 872182	HOSE 75 MM GREY 6 M	1,0 MT
UTE 872908	HATCH 4602/4612/S46 ANCHOR BC	1 PC
UTE 871251	HINGE 74X39 2+2	2 PC
UTE 871770	CABLE BUSHING FOR BOOT HOP1	2 PC
UTE 871771	CABLE BUSHING FOR BOOT 140 M	1 PC
UTE 870812	ALU PROFILE 30X30X3 ANODIZED	0,77 M
UTE 870819	ALU PROFILE ENGINE PLATE INS	0,46 M
UTE 870840	ENGINE PLATE OUTSIDE 022	1 PC
Q/S 877773A10	CABLE ASSY 10 FT PLATINUM	2 PC





- UTE 870764 STEERING CABLE 3.00 C315 1 PC
- UTE 872000 LOUVER 90X90V 1 PC
- UTE 873462 CLEAT 150X45 MM 4 PC/BOAT
- UTE 871405 CE-PLATE UTTERN 1 PC
- UTE 873380 GUNNEL FITTINGS SILVER-GREY 2 PC
- UTE 874281 BOARDING LADDER TELESCOPE 1 PC
- UTE 870903 THRU HULL FITTINGS 65 MM COPF 1 PC
- UTE 871642 ANTI-SYPHONE VALVE SELF-BAILI 1 PC
- UTE 873283 DRAINING PLUG NR 501 1 PC




- UTE 871405 CE-PLATE UTTERN 1 PC
- UTE 871702 FLAG HOLDER ATTACHMENT SS 1 PC
- UTE 872000 LOUVER 90X90V 1 PC
- UTE 873462 CLEAT 150X45 MM 4 PC/BOAT
- UTE 870764 STEERING CABLE 3.00 C315 1 PC
- UTE 873380 GUNNEL FITTINGS SILVER-GREY 2 PC
- UTE 874281 BOARDING LADDER TELESCOPE 1 PC
- UTE 870903 THRU HULL FITTINGS 65 MM COPF 1 PC
- UTE 871642 ANTI-SYPHONE VALVE SELF-BAILI 1 PC
- UTE 873283 DRAINING PLUG NR 501 1 PC



Uttern S46 excl model year 2005

Seats fore



UTE 873129	HATCH 129	1 PC
UTE 871251	HINGE 74X39 2+2	2 PC
UTE 871757	HANDLE INSIDE BLACK/PLASTIC	2 PC






UTE 870581	HATCH STRAP 0,4 M	1 PC
UTE 873128	HATCH 128	1 PC
UTE 871650	BATTERY E BATTERILÅDA STD	1 PC
UTE 874496	MAIN SWITCH PANEL S46	1 PC
UTE 871236	HINGE 106X27 2+2 DOUBLE EDGE	2 PC
UTE 872000	LOUVER 90X90V	1 PC
UTE 872982	NIPPLE WATER SEPARATOR	2 PC
UTE 874497	BATTERY CABLE SYSTEM S46 -05	1 PC



Uttern S46 excl model year 2005

Starbord side




UTE 874340	BOW RAIL PORT S46EX	1 PC
UTE 874339	BOW RAIL S/B S46EX	1 PC
UTE 873454	DECAL UTTERN HEAD BLEU ENCIF	2 PC
UTE 873383	GUNNEL RUBBER 623 9,8 M SILVEI	1 PC
UTE 873469	BOWEYE CLASS 3 12 MM LOCK NL	1 PC
UTE 871936	BOW EYE 12 MM SS	1 PC
UTE 870616	AFT RAIL S46 (PAIR)	1 PAIR
UTE 873431	STREIP "S46" SILVER	1 PAIR
UTE 873475	THRU HULL 3/4" WHITE	1 PC
UTE 873539	DECAL "BY M" LARGE MODEL	2 PC



Uttern S46 excl model year 2005

Seats aft



- UTE 871757 HANDLE INSIDE BLACK/PLASTIC 1 PC
- UTE 872819 HATCH 4612/S46 AFT 1 PC
- UTE 871248 HINGE 67X39 2+2 STREIGHT 2 PC
- UTE 872176 HOSE 19 MM GREY FOLDED 1,2 M
- UTE 871622 SHUT OFF VALVE 1" 1 PC
- UTE 871632 HOSE ADAPTER 1" 32 MM HOSE 1 PC
- UTE 872178 HOSE 32 MM SELF BAILING 0,55 M
- UTE 872682 PADLOCK SS LONG 1 PC



- UTE 871776 CABLE BUSHING DIAPHRAM 50 OUL 1 PC
(not in picture)
- UTE 873552 BILGE PUMP 500 1 PC
(not in picture)
- UTE 871172 BAILING TUBE 1 PC
- UTE 871629 TUBE SOCKET 1" 1 PC
(not in picture)
- UTE 871612 THRU HULL FITTINGS 1" CONVEX 1 PC
(not in picture)
- UTE 871632 HOSE ADAPTER 1" 32 MM HOSE 1 PC
(not in picture)



Additional information

Documents

UTE 871559	DECAL SET ALU-COLOURED W.BLACK PRINT	1 PC
UTE 870547	FOLDER WITH ZIPPER	1 PC
UTE 873262	USER MANUAL SWEDISH	1 PC
Q/S 88285513U	POLY BOAT OG SUP UTTERN	1 PC
Q/S 8828553WU	UTTERN WARRANTY SUPPLEMENT	1 PC
Q/S 83004243	WARRANTY CARD	1 PC

UTE-D9052	ACCESSORY BAG COMPLETE	1 PC
------------------	------------------------	------

UTE 871215	ANCHOR 5,5 KG	1 PC
UTE 871223	ANCHOR ROPE 30MX10MM	1 PC
UTE 871229	MOORING ROPE 4MX12MM	1 PC
UTE 871230	MOORING ROPE 10MX12MM	1 PC
UTE 871955	ACCESSORY BAG	1 PC

UTE 871210	NAVIGATION LIGHT 7M WHITE	1 PC
UTE 871207	NAVIGATION LIGHT 7M RED/GREEN	1 PC
UTE 873971	WINDSHIELD 900H INCL BOW,ELECTRIC.	1 PC
UTE 871655	ANTI GLARE DEVICE ROUND	1 PC
UTE 872664	BOW FOR WINDSHIELD 900	
Q/S 859065A3	TANK-FUEL-6.6 GAL	1 PC

