

Uttern D68 dti model year 2005

Parts catalogue



Revision history


2003-12-12 First release

2004-12-23 Update for 2005 ready




Uttern D68 dti model year 2005

Cabin and steering panel




UTE 873910	STEERING CONSOLE 910 D68/C68	1 PC
UTE 873491	COMPASS SILVA 70P	1 PC
UTE 874488	STEERING HELM QC SAFE-T	1 PC
UTE 874489	BEXEL QC SAFE-T	1 PC
UTE 874359	SWITCH TRIMFLAP	2 PC
Q/S 881125A1	CABLE SYSTEM POWERTRIM 7,2 M	7,2 M
Q/S 883709A03	REMOTE CONTROL SIDE MOUNTED	1 PC
Q/S 883720A12	CABLE ASSY II 12 FT PLATINUM	1 PC
Q/S 883720A14	CABLE ASSY II 14 FT PLATINUM	1 PC
UTE 873637	FIRE EXTINGUISHER GLORIA 2 KG	1 PC
UTE 873636	FIRE EXTINGUISHER PRIMEX 2 KG	1 PC
UTE 874491	STEERING CABLE 5,18 M (17 FT)	1 PC
	not in picture	



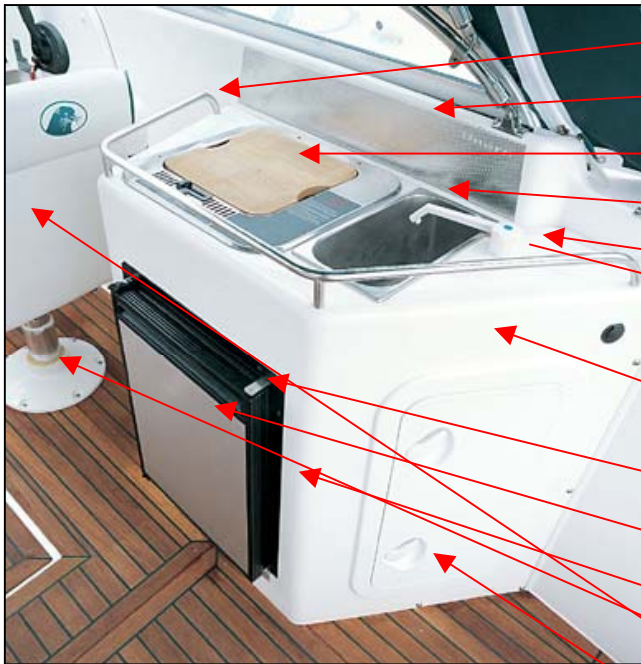
UTE 873300	GAUGE-SPEEDOMETER CHROME/WHITE	1 PC
UTE 873303	POWER TRIM GAUGES CHROME/WHITE	1 PC
UTE 874520	GAUGE-SPEEDOMETER S64DTI CHROMI	1 PC
UTE 873304	VOLTMETER CHROMNE/WHITE	1 PC
UTE 873302	FUEL GAUGE CHROME/WHITE	1 PC
UTE 873305	OIL PRESSURE GAUGE CHROME/WHITE	1 PC
UTE 874522	GAUGE TEMPERATURE DTI CHROME/WI	1 PC
UTE 874349	INSTRUMENT PANEL UPPER D68 DTI	1 PC
UTE 874347	INSTRUMENT PANEL MIDDLE D68 MPI	1 PC
UTE 874521	HOURMETER DTI CHROME/WHITE	1 PC
UTE 874350	INSTRUMENT PANEL LOWER D68 DTI	1 PC
UTE 874137	WINDSHIELD SUPPORT S/B-03 D68	1 PC





Q/S 54212A7	IGNITION SWITCH	1 PC
UTE 874153	DRINK HOLDER A51,A56,C56	2 PC
UTE 874358	SWITCH (ON)-OFF-(ON)	2 PC
UTE 873474	MAIN SWITCH (ON)-OFF BILGE PUMP	1 PC
UTE 874406	MAIN SWITCH OFF-ON-ON	2 PC
UTE 873605	MAIN SWITCH ON-OFF-ON	4 PC
UTE 873474	MAIN SWITCH (ON)-OFF BILGE PUMP	2 PC
UTE 873315	SWITCH INSTRUMENT LIGHTING	1 PC
UTE 874356	SWITCH STOP DTI	1 PC
UTE 874357	SWITCH AUDIO TEST DTI	1 PC
UTE 873840	SWITCH BOW LIGHT	1 PC
UTE 871338	SWITCH WINDSCREEN WIPER	2 PC
UTE 873473	SWITCH BILGE PUMP	1 PC
UTE 871339	SWITCH NAVIGATION LIGHTS	1 PC
UTE 871337	SWITCH ENGINE BLOWER	1 PC
UTE 873844	SWITCH COVER CARLING SWITCH	3 PC
	Not in picture	
UTE 874089	FUSE PANEL C68/D68	1 PC
UTE 874493	RESISTOR 6,8 R	1 PC
UTE 872604	ALU-PROFILE 50X50X5 ANODIZED NATU	0,8 M





UTE 873881	BOW SS AROUND STOVE D68	1 PC
UTE 873835	FLAME COVER FOR SPIRIT HEATER D68	1 PC
UTE 873793	SPIRIT HEATER ORIGO 2000 WITH CUTT	1 PC
UTE 873918	RECTANGULAR WASHING-UP SINK	1 PC
UTE 873607	WATER TAP	1 PC
UTE 873608	WATER PUMP	1 PC
UTE 873748	SOCKET 12V ROUND FLUSH BLACK	3 PC/BOAT
UTE 873891	GALLEY D68 ONLY PLASTIC PART	1 PC
UTE 874120	REFRIGERATOR 12V 50 L RPD0050E	1 PC
UTE 874122	FRONT SS REFRIGERATOR RPD50	1 PC
UTE 874121	FRAME FOR REFRIGERATOR 50 L	1 PC
UTE 873738	BASE DRIVER SEAT GAS SPRING	2 PC
UTE 873357	DRIVER SEAT D55/D68 BLUE (SAGEN)	2 PC
UTE 873465	INSPECTION LID 355X600 NOVARADE	1 PC
Not in picture:		
UTE 872358	HOT-AIR UNIT PASSAD	1 PC
UTE 872360	HOT-AIR HOSE 50 FOR HOT-AIR UNIT P/	4,3 M
UTE 871185	HOSE CLAMP 50-65 A4	4 PC
UTE 872359	JET PASSAD HOT-AIR UNIT	1+1 PC
UTE 873846	MARINE WATER HOSE 16 MM	5 M
Q/S 806837	IGNITION SWITCH	1 PC






- | | | |
|------------|-----------------------------------|------|
| UTE 874176 | GLIDING-DOOR D68 NOT COMPLETE | 1 PC |
| UTE 871758 | HANDLE SS 200 MM | 1 PC |
| UTE 874138 | WINDSHIELD SUPPORT PORT-03 D68 | 1 PC |
| UTE 874137 | WINDSHIELD SUPPORT S/B-03 D68 | 1 PC |
| UTE 874133 | LOCK MS FLUSH D68 OVAL | 1 PC |
| UTE 874118 | CUSHION FRONT D68 BACKREST L-SHAI | 1 PC |




- | | | |
|--------------|-------------------------------------|-------|
| UTE 873650 | READING LAMP CHROME? BRASS | 2 PC |
| UTE 874108-1 | CUSHION CABIN C68/D68 HATCH (1 PC) | 1 PC |
| UTE 874109 | CUSHION CABIN C68/D68 BACKREST 2 P | 1 SET |
| UTE 874110 | CUSHION CABIN C68/D68 SEAT 4 PIECES | 1 SET |
| UTE 874112 | CUSHION CABIN D68 EXTENSIONS | 1 PC |

Uttern D68 dti model year 2005

Aft



UTE 873621	AFT RAIL S/B C68/D68	1 PC
UTE 873622	AFT RAIL PORT C68/D68	1 PC
UTE 871702	FLAG HOLDER ATTACHMENT SS	1 PC
UTE 873463	CLEAT 205X55 MM	2 PC
UTE 871758	HANDLE SS 200 MM	1 PC
UTE 873497	DECAL UTTERN HEAD SILVER VERY BIG	1 PC
UTE 874370	HATCH ANCHOR BOX AFT C68/D68	1 PC
UTE 873939	STORAGE SPACE ANCHOR BOX	1 PC
UTE 873623	SUPPORT TUBE FOR BATHING PLATFORM SS	2 PC
UTE 871968	TRIM FLAP INSTA. 12X8	1 PAR



Q/S 829624	PLUG-IN BASE	1 PC
UTE 873631	GUNNEL FITTINGS SS C68/D68	1 PC
UTE 873386	GUNNEL RUBBER 632 15 M SILVER-REY	1 PC
UTE 874326	BOARDING LADDER 3-STEP COMPLETE	1 PC
UTE 871642	ANTI-SYPHONE VALVE SELF-BAILING DEVICE	1 PC
UTE 871612	THRU HULL FITTINGS 1" CONVEX	1 PC
UTE 871629	TUBE SOCKET 1"	1 PC
UTE 871694	ECCENTRIC LOCK ADJUSTABLE	1 PC
UTE 871821	LOCK FITTINGS FOR ECCENTRIC LOCK W. HOLE	1 PC
UTE 871242	HINGE 38X37 2+2	1 PC
UTE 873283	DRAINING PLUG NR 501	1 PC




UTE 874116	CUSHION FRONT D68 SEAT L-SHAPE	1 PC
UTE 874118	CUSHION FRONT D68 BACKREST L-SHAPE	1 PC
UTE 874115	CUSHION AFT D68 SEAT L-SHAPE	1 PC
UTE 874117	CUSHION AFT D68 BACKREST L-SHAPE	1 PC
UTE 874113	CUSHION AFT D68 SEAT	1 PC
UTE 874114	CUSHION AFT D68 SEAT	1 PC

For floor part numbers, see Teak floor




Uttern D68 dti model year 2005

Fore



UTE 873749	BOW RAIL S/B C68/D68	1 PC
UTE 873750	BOW RAIL PORT C68/D68	1 PC
UTE 873463	CLEAT 205X55 MM	4 PC/BOAT
UTE 872817	ANCHOR HATCH FORE	1 PC
UTE 871652	FITTING STRING WITH CLIP	1 PC
UTE 871250	HINGE 74X39 2+2	2 PC
UTE 873469	BOWEYE CLASS 3 12 MM LOCK NUT	1 PC
UTE 871936	BOW EYE 12 MM SS	1 PC
UTE 871699	FENDER ATTACHMENT	4 PC





UTE 874135	BOW WINDSHIELD PORT -03 D68	1 PC
UTE 874138	WINDSHIELD SUPPORT PORT-03 D68	1 PC
UTE 873331	WINDSCREEN WIPER BLADES 355 MM	2 PC
UTE 873557	WINDSCREEN WIPER ARM 306 MM PARALLELL	2 PC
UTE 871981	WINDSCREEN WIPER ENGINE 38L	2 PC
UTE 873564	WINDSHIELD D68 TAYLOR 5 PIECES	1 SET
UTE 873496	SUPPORT TUBE FOR BATHING PLATFORM SS	1 PC
UTE 874137	WINDSHIELD SUPPORT S/B-03 D68	1 PC
UTE 874136	BOW WINDSHIELD S/B -03 D68	1 PC
UTE 873638	BOW LIGHT (PAIR)	1 PAIR



Uttern D68 dti model year 2005

Starboard side



UTE 873646	STREIP "68" SILVER FOR DECK	1 PC
UTE 874529	VENTILATION GRID SB	1 PC
UTE 874530	VENTILATION GRID PORT	1 PC
UTE 874044	STREIP "D68 DTI" SILVER	1 PAIR
UTE 872989	FUEL TANK VENT ATTWOOD	1 PC
UTE 873426	DECKFILL UNLEADED SS 38 MM	1 PC
UTE 873539	DECAL "BY M" LARGE MODEL	2 PC



UTE 873633	AFTCANVAS D68 WITH BOWS	1 PC
UTE 873503	NAVIGATION LIGHTS 12M S/B GREEN	1 PC
UTE 873502	NAVIGATION LIGHTS 12M PORT RED	1 PC
UTE 873621	AFT RAIL S/B C68/D68	1 PC
UTE 873622	AFT RAIL PORT C68/D68	1 PC
UTE 873463	CLEAT 205X55 MM	4 PC/BOAT






UTE 872002	LOUVER WITH ADAP. 90X90 WHITE Not in picture. Port.	1 PC
UTE 873642	THRU HULL FITTINGS 3/4" SS/PLASTIC Not in picture. Port.	2 PC
UTE 871660	THRU HULL FITTINGS 3/4 PLASTIC Not in picture. Port.	2 PC
Q/S 829624	PLUG-IN BASE	1 PC
UTE 873643	THRU HULL FITTINGS 1" SS/PLASTIC	4 PC

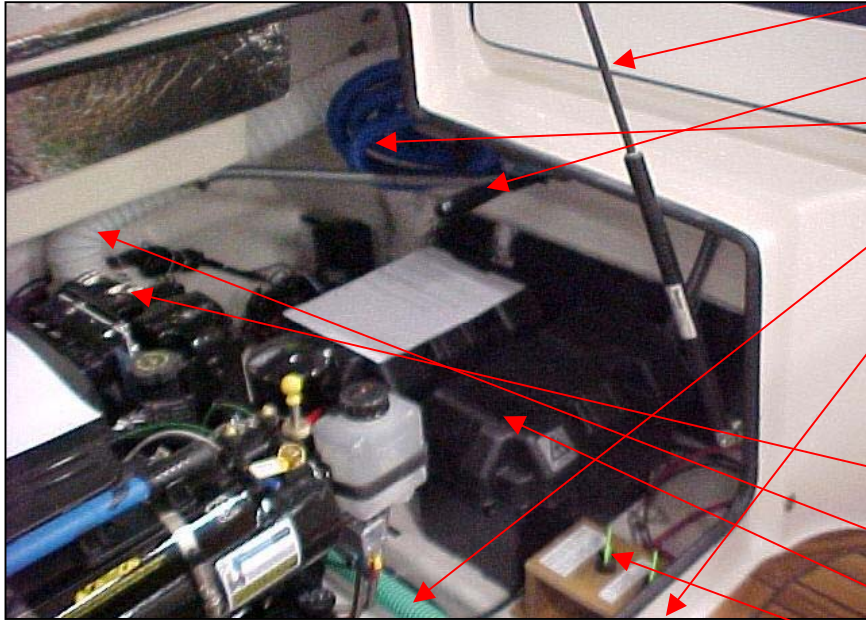


Uttern D68 dti model year 2005

Seats aft



UTE 874068	FUEL HOSE DTI 1100 MM	1 PC
UTE 873483	FUEL HOSE 8 MM A1	1,85M
UTE 873766	STEERING CABLE 5,25 D335	1 PC
	Ej i bild	
UTE 873417	FUEL TANK 190 L SS WITH SENDING UNIT	1 PC
UTE 873260	FUEL HOSE 16MM A1	1,35M
UTE 873903	RACOR 500 METAL BOWL	1 PC



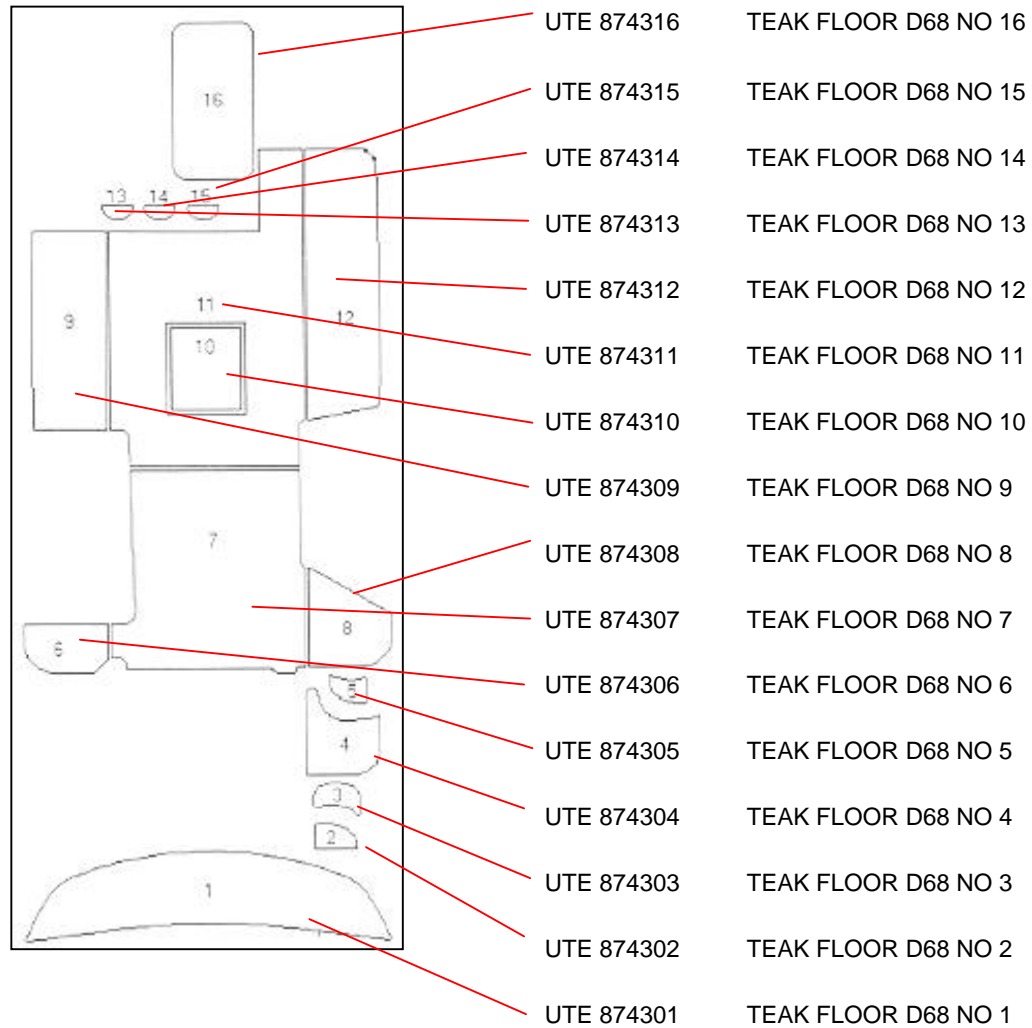
UTE 874374	HOLDER FOR GAS SPRING	1 PC
UTE 871851	BILGE PUMP MANUAL URSIN	1 PC
UTE 872177	HOSE 25 MM BLUE (BAILING PUMP)	4,0 M
UTE 872178	HOSE 32 MM SELF BAILING	0,52 M
UTE 871612	THRU HULL FITTINGS 1" CONVEX	1 PC
UTE 871632	HOSE ADAPTER 1" 32 MM HOSE	1 PC
UTE 871629	TUBE SOCKET 1"	1 PC
UTE 871857	FAN MOTOR COMPARTMENT	1 PC
UTE 872182	HOSE 75 MM GREY 6 M	2,0 M
UTE 871650	BATTERY BOX	1 PC
UTE 872704	MAIN POWER SWITCH GASTÄTISO 8846	2 PC

Not in picture:

UTE 871694	ECCENTRIC LOCK ADJUSTABLE	1 PC
UTE 874580	BOX MAIN POWER SWITCH	1 PC
UTE 871172	BAILING TUBE	1 PC
UTE 871622	SHUT OFF VALVE 1"	1 PC
UTE 871632	HOSE ADAPTER 1" 32 MM HOSE	1 PC
UTE 872176	HOSE 19 MM GREY FOLDED	2,3 M
UTE 873400	BILGE PUMP 500 FULLY AUTOMATIC	1 PC

Uttern D68 dti model year 2005

Teak floor



Additional information

Documents

UTE 871559	DECAL SET ALU-COLOURED W.BLACK PRINT	1 PC
UTE 873917	DECALS D68	1 PC
UTE 870547	FOLDER WITH ZIPPER	1 PC
UTE 873262	USER MANUAL SWEDISH	1 PC
Q/S 88285504U	POLY BOAT OG SUP UTTERN	1 PC
Q/S 8828553WU	UTTERN WARRANTY SUPPLEMENT	1 PC
Q/S 83004243	WARRANTY CARD	1 PC
UTE-D9054	ACCESSORY BAG COMPLETE	1 PC
	Parts in bag:	
UTE 873381	ANCHOR 10 KG	1 PC
UTE 871224	ANCHOR ROPE 35MX12MM	1 PC
UTE 873389	MOORING ROPE 4MX14MM	1 PC
UTE 873390	MOORING ROPE 10MX14MM	1 PC
UTE 871226	FENDER LINE 4x1,5MT	1 PC
UTE 871955	ACCESSORY BAG	1 PC
UTE 874290	UTTERN BAG	1 PC
Q/S 886600	ALL- ROUND POLE LIGHT	1 PC
UTE 873728	HOOK DOUBLE CHROME?	1 PC
Q/S 832830A45	PROP 14½X19" BLKMX	1 PC
UTE 874291	STEERING WHEEL 1073 SS/GREY	1 PC
UTE 873748	SOCKET 12V ROUND FLUSH BLACK	1 PC
UTE 871696	FENDER 15X63 CM WHITE F-1	4 PC
UTE 873634	PORTABLE LIGHT 12V/W55	1 PC
UTE 873853	CLAMP FOR PORTABLE LIGHT	1 PC
UTE 873603	WATER TANK 10L	2 PC
UTE 873885	PORTA POTTI 335	1 PC
UTE 873745	MIRROR WITH TEAKFRAME 280X380 MM	1 PC
UTE 874123	TABLE-TOP D68	1 PC
UTE 874371	TABLE STAND TELESCOPIC -04	1 PC

